

Ambee Pharmaceuticals Limited
1st Quarter Accounts(Un-Audited)
July to September-2017

Ambee Pharmaceuticals Limited

Statement of Financial Position

As at 30th September 2017

(Unaudited)

Taka '000

	<u>30th Sept. 2017</u>	<u>30th June. 2017</u>
ASSETS		
Non-Current Assets:	117,964	119,903
Property, Plant & Equipment-Carrying Value	117,964	119,903
Current Assets:	332,556	331,676
Inventories	166,960	165,424
Accounts Receivable	71,230	70,042
Advances, Deposits and Pre-payments	81,530	82,639
Short Term Investments	-	-
Cash and Cash Equivalents	12,836	13,571
Total Assets	450,520	451,579
EQUITY AND LIABILITIES		
Capital and Reserve:	62,368	60,579
Share Capital	24,000	24,000
Tax Holiday Reserve	5,134	5,134
Retained Earnings	33,234	31,445
Non-Current Liabilities:	14,421	15,979
Deferred-tax Liability	7,207	7,390
Lease Finance (Non-Current Portion)	7,214	8,589
Current Liabilities and Provisions:	373,731	375,021
Bank Loans (Secured)	189,750	188,631
Lease Finance (Current Portion)	7,721	7,721
Creditors and Other Payables	176,260	178,669
Total Equity and Liabilities	450,520	451,579
Net Asset Value per share (NAV)	25.99	25.24



(Aziz Mohammad Bhai)
Chairman



(Naureen Aziz Mohammad Bhai)
Managing Director



(Nurjehan Hudda)
Director



(A.K.M. Khairul Aziz)
Chief Financial Officer



(Jahangir Alam)
Company Secretary

Note: The details of the published quarterly financial statement are available in the website of the company. The address of the website is "www.ambeepharma.com"

Dhaka
13 November, 2017

Ambee Pharmaceuticals Limited

Statement of Comprehensive Income

For the 1st Quarter ended 30th September 2017

(Unaudited)

	<i>Taka '000</i>	
	<u>July-Sept. 17</u>	<u>July-Sept. 16</u>
Revenue (Turnover) from Net Sales	88,032	85,021
Cost of Goods Sold	(40,068)	(38,649)
Gross Profit	47,964	46,372
Operating Expenses :	(41,218)	(39,935)
Administrative Expenses	(3,616)	(3,438)
Marketing and Selling Expenses	(37,602)	(36,497)
Profit for Operation	6,746	6,437
Non Operating Income	-	-
Financial Expenses	(4,492)	(4,312)
Profit Before Contribution to WPPF	2,254	2,125
Contribution to WPPF	(113)	(106)
Net Profit before income-tax	2,141	2,019
Provision for income -tax	(352)	(700)
Current Tax	(535)	(495)
Deferred Tax Income/ (Expenses)	183	(205)
Net Profit after income-tax	1,789	1,319
Number of Shares	2,400	2,400
Earnings Per Share (EPS)	0.75	0.55



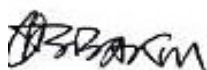
(Aziz Mohammad Bhai)
Chairman



(Naureen Aziz Mohammad Bhai)
Managing Director



(Nurjehan Hudda)
Director



(A.K.M. Khairul Aziz)
Chief Financial Officer



(Jahangir Alam)
Company Secretary

Ambee Pharmaceuticals Limited
Statement of Cash Flows (Un-audited)
For the period from 01 July 2017 to 30th September 2017
(Unaudited)

Taka '000

	<i>July-Sept 2017</i>	<i>July-Sept 2016</i>
Cash Flows from Operating Activities :		
Collection from turnover	89,220	83,696
Payments for cost and expenses	(75,122)	(70,036)
Finance Expenses	(4,492)	(4,312)
Income-tax paid/deducted at source	(1,325)	(1,309)
Cash Generated from Operating Activities :	8,281	8,039
Cash Flows from Investing Activities :		
Acquisition of Fixed Assets	(1,454)	(178)
Cash Generated From Investment Activities	(1,454)	(178)
Cash Flows from Financing Activities :		
Other Finance	(1,474)	(1,150)
Dividend paid	(6,088)	(6,109)
Cash Generated From Financial Activities	(7,562)	(7,259)
Increase/(Decrease) in cash and cash equivalents	(735)	602
Opening cash and cash equivalents	13,571	12,662
Closing Cash and Bank balances	12,836	13,264
Net Operating cash flow per share	3.45	3.35
Components of Cash and Cash Equivalents		
Cash and Cash Equivalents	12,836	13,264
Short Term Investment	-	-
Total Cash and Cash Equivalents	12,836	13,264



(Aziz Mohammad Bhai)
Chairman



(Naureen Aziz Mohammad Bhai)
Managing Director



(Nurjehan Hudda)
Director



(A.K.M. Khairul Aziz)
Chief Financial Officer



(Jahangir Alam)
Company Secretary

Ambee Pharmaceuticals Limited

Statement of Changes in Equity

For the 1st quarter ended September 30, 2017

(Unaudited)

As at September 30,2017

Taka '000

	Share Capital	Tax Holiday Reserve	Retained Earning	Total
At 1st July 2017	24,000	5,134	31,445	60,579
Dividend Paid for the year 2016				
Net Profit after income-tax July to September 2017	-	-	1,789	1,789
At 30th September 2017	24,000	5,134	33,234	62,368
At 30th June 2017	24,000	5,134	31,445	60,579


As at September 30,2016

Taka '000

	Share Capital	Tax Holiday Reserve	Retained Earning	Total
At 1st July 2016	24,000	5,134	30,430	59,564
Dividend Paid for the year 2015				
Net Profit after income-tax July to September 2016	-	-	1,319	1,319
At 30th September 2016	24,000	5,134	31,749	60,883
At 30th June 2016	24,000	5,134	30,430	59,564




(Aziz Mohammad Bhai)
Chairman



(Naureen Aziz Mohammad Bhai)
Managing Director



(Nurjehan Hudda)
Director



(A.K.M. Khairul Aziz)
Chief Financial Officer



(Jahangir Alam)
Company Secretary

Dhaka

13 November, 2017